

# Breathe more into life

See how Zephyr® Valves can help.



**zephyr**®

by pulmonx

*It's your life.  
Breathe it in.*

# For every breath and a wide range of eligible people

To be a candidate for Zephyr<sup>®</sup> Valves, you must have:

- Doctor-confirmed diagnosis of COPD or emphysema
- Feel breathless even when taking your medication as directed
- Have reduced lung function

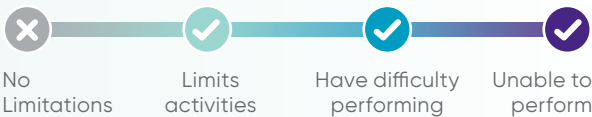
If you have all of the above, Zephyr Valves may be able to help you breathe easier.

**Still not sure if your symptoms are severe enough for Zephyr Valves?** Below are 3 hallmark symptoms. If you experience symptom severity within these ranges, Zephyr Valves may be an option.

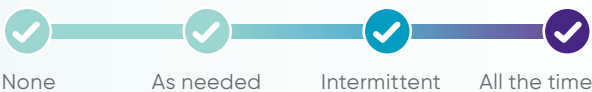
## Shortness of breath



## Activities of Daily Living



## Oxygen therapy



# You deserve to breathe easier

Living with severe COPD/emphysema can make everyday tasks a challenge. But you're not one to give in or give up. **If your current treatments alone are not enough, FDA-approved Zephyr® Valves may help.**



## Breathe Easier

Be less short of breath with increased lung function.<sup>1</sup>



## Have More Freedom

Do more things on your own, like bathing, cooking, and cleaning.<sup>1</sup>



## Enjoy Life More

Have more energy and get back to your favorite hobbies and socializing.<sup>1</sup>



## Feel More Confident

When leaving home and living life.<sup>1</sup>

Complications of endobronchial valve treatment can include, but are not limited to, pneumothorax, worsening of COPD symptoms, hemoptysis, pneumonia, dyspnea, and, in rare cases, death.

# How Zephyr® Valves work

The Zephyr Valve treatment is a minimally invasive procedure that is completed in about an hour. The valves are placed by bronchoscopy—a flexible small tube inserted in the mouth or nose. This requires no incisions or cutting.

---

1



This is a diseased lung. It is hyperinflated, trapped air in the lungs that cannot be released, putting pressure on the diaphragm.

2



Zephyr Valves are placed in the most diseased part of the lungs using a standard bronchoscope and flexible catheter.

3



The valves allow trapped air in the lungs to escape while preventing more air from entering this part of the lung. This allows the healthy parts of the lungs to expand more fully.

4



With the trapped air released, lung volume is reduced, and pressure on the diaphragm is relieved —improving breathing and lung function.<sup>1</sup>

---

The procedure requires a 3-night hospital stay to allow for careful observation. After the procedure, it is important to continue to take medications as prescribed by your doctor.

# Zephyr® Valves have broad insurance coverage

While insurance coverage is not guaranteed, most people who qualify for the Zephyr Valve procedure are covered for their treatment.

**Medicare  
covers people  
who meet  
certain criteria**

**More than 95%  
of people with  
commercial  
insurance are  
covered\***

\*Pulmonx Patient Reimbursement Support Program experience through the prior authorization process, for cases where patients opted-in. The information is subject to change without notice because of complex and frequently changing laws, regulations, rules, and policies. Zephyr Valves are Food and Drug Administration (FDA) approved. We recommend you contact your insurance provider directly with policy and coverage questions.

**When I woke up after getting  
my Zephyr Valves, all that  
pressure was gone, and I  
could take a deep breath.**

**Pamela, 61, Indianapolis, IN**  
Actual person treated with  
Zephyr Valves

Results may vary.

**Hear the  
full story**




# Let life take your breath away. Not COPD

More than 40,000 people around the world have been treated with Zephyr® Valves. Start the journey to better breathing today.



See if they're  
right for you at  
**ZephyrValves.com**



## Important Safety Information:

The Pulmonx Zephyr Endobronchial Valves are implantable bronchial valves indicated for the bronchoscopic treatment of adult patients with hyperinflation associated with severe emphysema in regions of the lung that have little to no collateral ventilation. Complications of treatment can include but are not limited to pneumothorax (tear in the lung), worsening of COPD symptoms, hemoptysis, pneumonia, and, in rare cases, death. The Zephyr Valve is contraindicated in patients who have not quit smoking or are allergic to Nitinol (nickeltitanium). Please talk with your physician about other contraindications, warnings, precautions, and adverse events.

Only a trained physician can decide whether a particular patient is an appropriate candidate for treatment with the Zephyr Valve.

**Reference.** 1. Criner, G et al. Am J Resp Crit Care Med. 2018 Nov 1;198(9):1151–1164.

Pulmonx Corporation | 700 Chesapeake Drive, Redwood City, CA 94063. ©2025 Pulmonx Corporation or its affiliates. All rights reserved. All trademarks are property of Pulmonx Corporation or its affiliates. GLO-EN-285-v7